Holy Family Catholic School – Faculty of Art Autumn Half-Term 2 Year 8

| Learning Intention | Vocab | Concept | Retrieval | Success Criteria | Hinge Questions for this lesson | Red Zone |
|---|---|---|---|---|---|---|
| **Week 1**<br>**To develop their skills on using pastel to create tones on black paper.** | Pastel, Colour blending, Shading, Mark making | Pupils will learn how to use pastels and how to apply to a darker surface. | Pupils will retrieve knowledge of oil pastels from their previous year. | Pupils will have a pastel drawing of Calaveras and other | Who is La Catrina? |  |
| **Week 2**<br>**To develop their skills on using pastel to create tones on black paper.** | Pastel, Colour blending, Shading, Mark making | Pupils will learn how to use pastels and how to apply to a darker surface. | Pupils will retrieve knowledge of oil pastels from their previous year. | Pupils will have a pastel drawing of Calaveras and other | Who is La Catrina? |  |
| **Week 3**<br>**To learn what an Alebrije is and explore pattern and colour** | Alebrije, Animals, Pattern, Colour. | Pupils will develop their knowledge of pattern and colour. | Pupils will retrieve knowledge of colour, pattern, shape and form. | Pupils will do different studies of Alebrijes. | What is the role of Alebrijes in M.D.O.D? |  |
| **Week 4**<br>**To learn what an Alebrije is and explore pattern and colour** | Alebrije, Animals, Pattern, Colour. | Pupils will develop their knowledge of pattern and colour. | Pupils will retrieve knowledge of colour, pattern, shape and form. | Pupils will do different studies of Alebrijes. | Why is it important to create your own personal response? |  |

Holy Family Catholic School – Faculty of Art Autumn Half-Term 2 Year 8

| Learning Intention | Vocab | Concept | Retrieval | Success Criteria | Hinge Questions for this lesson | Red Zone |
|---|---|---|---|---|---|---|
| **Week 5**<br>**To produce a plan for a mask inspired by your personal Alebrije.** | Alebrije, Colour, Pattern. | Pupils will explore pattern and colour as well as animal body parts. | Pupils will retrieve knowledge from their previous lessons. | Pupils will explore pattern and colour as well as animal body parts. | Why do we make a design? |  |
| **Week 6**<br>**Pupils will create a clay mask from their designs** | Clay, Sculpting, Cutting. Moulding. | Pupils will learn different brush strokes to help apply paint to their work. | Pupils will retrieve knowledge of mark making. | Pupils will have a personal response to the symbol of MDOD. | What do we have to think about when it comes to using air-drying clay? |  |
| **Week 7**<br>**Pupils will understand how to apply paint to their clay masks** | Painting, Personal response, Brush strokes. | Pupils will learn different brush strokes to help apply paint to their work. | Pupils will retrieve knowledge of pattern, colour and mark making. | Pupils will have a clay mask inspired by MDOD Alebrijes. | Why is it important to apply paint in a particular way to your clay? |  |