

### KS3 and 4 Art Pathway

#### Why Art?

To improve appreciation of the work around us.  
Develop skills, knowledge and understanding of Art practice and a lifelong love of making Art.  
To prepare students for A Level Art.

Recognizing and creatively emulating the style of an artist's work.

Utilise a range of appropriate new mediums to create your own work.

Devise personal responses to specified criteria.

**Introduce 3 dimensions.**

Decipher similarities and differences between ours and another specified culture.

**Year 7**

Introduction to the 4 assessment objectives that permeate the whole of Art education.

Exploration and experimentation with media.



**Year 8**

Hone observational skills in practical tasks.

**Create a love for Art.**

Use ink washes in harmonious or contrasting colours.

Trust what can really be seen.

Explore Art Nouveau.

Explore, design then make.

**Practical skill mastery.**



Use the gridding technique to transfer and enlarge an image.

Develop recognition of artistic movements in history.

**Year 9**



Develop familiarity with sculpting using paper Mache.

Deepen skills in tonal application to create the illusion of 3 dimensions.

**Undertake grid use in portrait drawing combined with influential art movements.**

Ensure all assessment objectives are fulfilled to complete one whole coursework project.

**Year 10**

From previous knowledge and experiences develop original Art works with a personal theme.

Skill mastery.

Independence.

**Year 11**

Creativity and reflection.

Controlled assessment.

**Key Stage 5**

Advanced skills from a range of starting points, devising a whole coursework project.

**Refinement of coursework and exam prep**

Jan to April: assessment objectives 1 to 3, then 10 hour internal controlled assessment.

Key Stage 4  
Art and Design  
Year 10

Make one full  
coursework  
project and begin  
a 2<sup>nd</sup>

Oil pastel  
mackintosh  
exploration

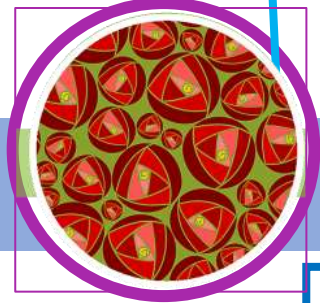
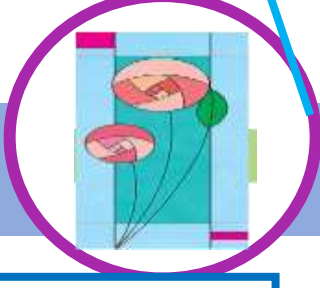

Coloured pencil  
study

Coloured pencil own  
design

Watercolour study

C/P/M/F  
analysis

Welcome  
to GCSE  
Fine Art



Development of ideas;  
planning personal  
response

Photographic/internet  
research

Botanical illustration

Ink Morris exploration

Experimental Brusho, ink and  
book pages....

Illustrated  
information  
sheet






Link ideas to a variety of 1<sup>st</sup>  
and 2<sup>nd</sup> hand resources

2<sup>nd</sup>  
coursework  
project

Begin the portrait  
project; select from 10  
choices

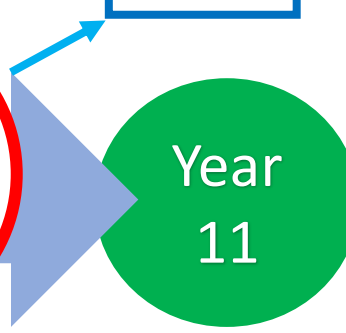
C/P/M/F  
analysis



Devise original ideas  
based on artist  
research

Make your Personal Response to the starting point  
'Mackintosh and Natural forms'

Photographic/internet  
research



Year  
11


Key Stage 4  
Art and Design  
Year 11

Year 11  
GCSE Fine  
Art

Portrait A1 charcoal  
study from photo




Oil pastel A2 study  
from chosen image;  
1st or 2nd hand source




Choose from continuing portraits or  
moving to objects as your theme.  
Monochrome acrylic A3 from 1st or 2nd  
hand source



Colour acrylic A3 from 1st hand  
source



Development of  
ideas; planning  
personal  
response



Develop ideas and form  
connections with the work of  
artists



Begin controlled assessment prep;  
AO1 and 3



Begin  
controlled  
assessment  
prep



Make your Personal  
Response to the starting  
point



Link ideas to a variety of  
1st and 2nd hand resources





Devise original ideas based on artist  
research




3x A4 pencil  
studies from 1st  
or 2nd hand  
sources

Experiment with ideas, scale, mediums,  
imagery, foreground, background...



Collate AO1, 2 and 3 into cohesive journey from  
inception to conclusion of this controlled assessment  
project



10 hour controlled assessment to create personal  
response; AO4



Consolidate evidence of  
the research and analysis  
of at least 2 artists

Complete studies from 1st and 2nd hand sources to  
substantiate AO2 ideas

Devise maquette/ mini version of AO4 in  
preparation for 10 hour controlled  
assessment

Year  
12